



# MODELLO IN WORD: TITOLO IN ITALIANO (HELVETICA BOLD 20 PT)

## WORD TEMPLATE: ENGLISH TITLE (HELVETICA BOLD ITALICS 20 PT)

<b>AUTHOR'S NAME</b>	<b>AUTHOR'S NAME</b>	<b>AUTHOR'S NAME</b>
<b>AUTHOR'S NAME</b>	<b>AUTHOR'S NAME</b>	<b>AUTHOR'S NAME</b>

### SOMMARIO/ *ABSTRACT*

In questo articolo si descrivono le linee guida alla formattazione di contributi scientifici per la rivista *Intelligenza Artificiale*. Ogni articolo ha un sommario in lingua italiana e uno in lingua inglese.

*In this paper, we describe the formatting guidelines for the magazine *Intelligenza Artificiale*. Each article has both an Italian abstract and an English abstract.*

**Parole chiave:** Guida, istruzioni, kit per l'autore.

### 1. Introduction

*Intelligenza Artificiale* is the magazine of the *Italian Association for Artificial Intelligence (AI\*IA)*. AI\*IA hopes to give this magazine a single, high-quality appearance. To do this, we ask that authors follow some simple guidelines. In essence, we ask you to make your paper look exactly like this document. The easiest way to do this is simply to down-load a template from [2], and replace the content with your own material.

### 2. Page size

All material on each page should fit within a rectangle of 17 x 23.7 cm, centered on the page, beginning 3.5 cm from the top of the page and ending with 2.5 cm from the bottom. The right and left margins should be 2.0 cm. The text should be in two 8.2 cm columns with a .6 cm gutter.

### 3. Typeset text

#### 3.1 Normal or body Text

Please use a 10-point Times Roman font, or other Roman font with serifs, as close as possible in appearance to Times Roman in which these guidelines have been set. The goal is to have a 10-point text, as you see here. Please use sans-serif or non-proportional fonts only for special purposes, such as distinguishing source code text.

If Times Roman is not available, try the font named Computer Modern Roman. On a Macintosh, use the font named Times. Right margins should be justified, not ragged.

#### 3.2 Title and authors

Although the paper is written in one language (Italian or English), the title is provided in both languages. Use Helvetica 20-point bold for both Italian and English titles. The titles and authors' names (Helvetica 12-point) run across the full width of the page – one column wide. Do not specify the author's affiliation here. Full address for each author should be provided at the end of the paper in the section Contacts. This section will be typeset by the Publisher and will appear in a separate page.

#### 3.3 Subsequent pages

For pages other than the first page, start at the top of the page, and continue in double-column format. The two columns on the last page should be as close to equal length as possible.

#### 3.4 References and citations

Use the standard Communications of the ACM format for references – that is, a numbered list at the end of the article, ordered alphabetically by first author, and referenced by numbers in brackets [1]. See the examples of citations at the end of this document [2,3,4,5,6]. Within this template file, use the style named references for the text of your citation.

The references are also in 9 pt. References should be published materials accessible to the public. Internal technical reports may be cited only if they are easily accessible (i.e. you can give the address to obtain the report within your citation) and may be obtained by any reader. Proprietary information may not be cited. Private communications should be acknowledged, not referenced (e.g., “[Robertson, personal communication]”).

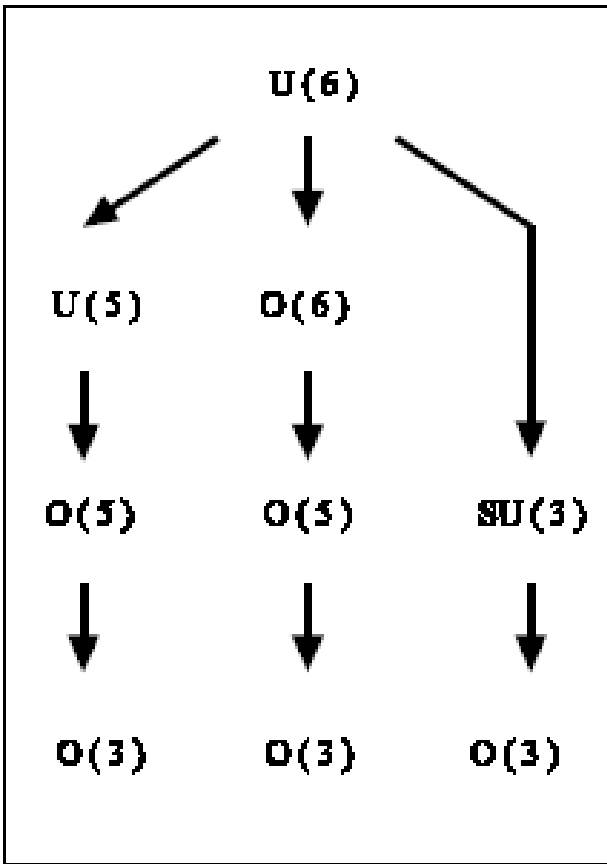


Figure 1: Insert caption to place caption below figure.

Table 1: Table captions should be placed above the table

Graphics	Top	In-between	Bottom
Tables	End	Last	First
Figures	Good	Similar	Very well
Text	Graphs	Headers	Citations

### 3.5 Page numbering, headers and footers

Do not include headers, footers or page numbers in your submission. These will be added when the publications are assembled.<sup>1</sup>

### 4. Figures/captions

Place Tables/Figures/Images in text as close to the reference as possible (see Figure 1). It may extend across both columns to a maximum width of 17.0 cm.

Captions should be Times New Roman 10-point. They should be numbered (e.g., “Table 1” or “Figure 2”), please note that the word for Table and Figure are spelled

<sup>1</sup> Footnotes should be Times New Roman 9-point, and justified to the full width of the column.

out. Figure’s captions should be centered beneath the image or picture, and Table captions should be centered above the table body.

While preparing colors and figures, please take into account that they will be printed in one color.

## 5. Sections

The heading of a section should be in Times New Roman 12-point bold in with an additional 10-points of white space above the section head. Sections and subsequent sub- sections should be numbered. For a section head and a subsection head together (such as Section 3 and subsection 3.1), use 10-points of white space above the subsection head.

### 5.1 Subsections

The heading of subsections should be in Times New Roman 11-point bold with only the initial letters capitalized. (Note: For subsections and subsubsections, a word like *the* or *a* is not capitalized unless it is the first word of the header.)

#### 5.1.1 Subsubsections

The heading for subsubsections should be in Times New Roman 10-point bold with initial letters capitalized and 4-points of white space above the subsubsection head.

## Ringraziamenti

Si ringrazia ACM SIGCHI per averci permesso di modificare gli schemi da loro sviluppati.

## BIBLIOGRAFIA

- [1] G.E. Anderson and B.R. Smith. Multicarrier Modulation for Data Transmission: An Idea Whose Time Has Come. *Intelligent Communication Magazine*, 28(5):5-14, 1990.
- [2] C. Berrou, M. Alard, and B. Le Floch. Coded Orthogonal Frequency-Division Multiplexing. *Proceedings of the ACM User Services*, pp. 892-996, 1995.
- [3] S. Conger, and K. D. Loch (Eds.). *Ethics and Computer Use*, 2nd ed., Elsevier, Amsterdam, 1999.
- [4] J.G. Panther. *Digital Communications*, 3rd ed., Addison-Wesley, San Francisco, CA, 1999.
- [5] M. Schneider. Guidelines for Bias-Free Writing. PhD Thesis, Indiana University, Bloomington, IN, 1995.
- [6] M. Ceci and D. Malerba. Web-pages Classification into a Hierarchy of Categories. In F. Sebastiani (Ed.), *Advances in Information Retrieval. Proceedings. Lecture Notes in Computer Science*, 2633, pp. 57-72, Springer, Berlino, 2003.

*Le colonne dell’ultima pagina devono avere la stessa lunghezza*

## CONTATTI

Si prega di specificare l'indirizzo completo di tutti i coautori dell'articolo e l'autore al quale inviare la corrispondenza (bozze, richiesta di ulteriori informazioni, etc.).

*Elenco degli Autori (Nome e Cognome di ogni autore)*

Affiliazione (Dip./Lab, Università/Società, indirizzo, c.a.p., Città (Paese, se non è l'Italia)

Email: {autore<sub>1</sub> | autore<sub>2</sub> | ... | autore<sub>n</sub>}@aaa.bbb.ccc

*Elenco degli Autori (Nome e Cognome di ogni autore)*

Affiliazione (Dip./Lab, Università/Società, indirizzo, c.a.p., Città (Paese, se non è l'Italia)

Email: {autore<sub>1</sub> | autore<sub>2</sub> | ... | autore<sub>n</sub>}@aaa.bbb.ccc

Mario Rossi è il **Responsabile della Corrispondenza**

## BIOGRAPHY

Breve biografia **in italiano** di ciascun autore. Al più 300 caratteri incluso gli spazi o 50 parole. La breve biografia può riportare

1. posizione corrente (professore ordinario, professore associato, ricercatore, studente di dottorato, libero professionista, . . . )
2. luogo di impiego (Dipartimento/Università, Società, Laboratorio/Istituto, . . . )
3. titolo di studio (laurea, Master, Dottorato, . . . in Scienze dell'Informazione, Informatica, Ingegneria Informatica, . . . )
4. interessi di ricerca
5. associato alla AI\*IA o ad altre associazioni scientifiche.
6. coinvolgimenti in progetti o comitati scientifici di conferenze.
7. premi.

**Fotografia.** Si richiede una fototessera bianco-nero chiara per ogni autore. Sarà stampata nel corrispondente riquadro della biografia.

Foto del primo Autore	Biografia del primo Autore
Foto del secondo Autore	Biografia del secondo Autore
Foto del terzo Autore	Biografia del terzo Autore
Foto del quarto Autore	Biografia del quarto Autore
...	...

## Un esempio di CONTATTI & BIOGRAFIA per un articolo scritto da Lino Topo and Rino Pape

### CONTATTI

*Lino Topo, Rino Pape*



Dipartimento di Informatica

Università di Cartoonia

via Cinecittà 10

00100 Roma

Email: {topo.lino | pape.rino}@di.unicar.it

 A black and white illustration of Mickey Mouse, shown from the chest up, looking slightly to the right with a neutral expression.	<p>Lino Topo è Ricercatore al Dipartimento di Scienze della Comunicazione dell'Università di Cartoonia dove insegna Computer Mouse Interaction. Il suo principale interesse di ricerca riguarda gli strumenti informatici per l'indagine dei crimini.</p>
 A black and white illustration of Donald Duck, shown from the chest up, looking slightly to the left with a neutral expression.	<p>Rino Pape è (ancora) un dottorando del Dipartimento di Ingegneria Informatica dell'Università di Cartoonia e un componente della squadra dei cartoni animati dell'università. In 1943 ha vinto l'<i>Academy award</i> per il cortometraggio "Der Fuehrer's Face."</p>